

Welcome back!

A story for the children of Boughton Primary School
September 2020

Welcome back, everyone!

It's been a long time since everyone has been at school together.


You might have some questions or be wondering what school will be like.



What is school like now?

School is a very safe place for us to be but we have had to make some changes to the way we do things. The main changes are:


Bubbles



Hygiene



Entrances and
exits




Classrooms



Playtimes
and outdoor
learning



Bubbles



Some of you might know about our school “bubbles”.

This is just another word for groups or classes.

At Boughton, each **class** is a bubble. The children in each class will stay together for all our daily activities. Classes aren't able to mix with each other at the moment.

Adults can move between the bubbles but have to maintain a distance from the children and each other.

Hygiene



Hygiene means *keeping clean*.

Do you remember back in March, we spent lots time washing our hands very carefully? We need to keep doing this.

If you need to cough or sneeze, use a tissue or cough into your elbow, then wash your hands. Remember: catch it, bin it, kill it.

Hygiene



**Wash your hands
with soap and water
for 20 seconds.**



1
Palm to palm



2
Backs of hands



3
Between fingers



4
Backs of fingers



5
Thumbs



6
Tips of fingers

**To help keep time,
sing 'Happy Birthday' twice.**

**Cover your coughs
and sneezes.**



1.



**Use a tissue if
you have one**



**If you have no tissue,
use your sleeve**


2.



**Wash your hands for
20 seconds with soap
and water.**

**To help keep time - sing
'Happy Birthday' twice.**

Wash your hands when you arrive at school



As soon as you enter your classroom, you will need to wash your hands straight away.

This is to make sure we all have clean hands before we touch anything at school.

All the grown ups have to do this too, as soon as they arrive.

We are trying to make sure that we don't spread any germs from home or other places we have been.

Entrances and exits

Every class has its own entrance to school.

Mr Callow has painted some lines to help us recognise where to go.



Year 6 and Year 5 enter through the main gate.



Year 4 and Year 3 enter through the middle gate (in the middle of the hedge, at the front of school).



Year 2 enter through the playground gate. There is a one-way system marked out.

Entrances and Exits

Reception and Year 1 will walk down the lane at the side of school.


Reception will line up by the fence near the gate to the Reception outdoor area.

Year 1 will line up on the path near the door.

They will all need to stay close to their parents or carers while they wait. This is because the lane is used by cars visiting the fields behind school.



Warning



Start and finish times

Class 6 and Class 4 will arrive from 8.30a.m.

Class 5, Class 3, Class 2 and Class 1 will arrive from 8.45a.m.

Class R will arrive at 9a.m.

The reason we have different start times is because we can't have all the children and parents arriving at once.

We have to try and help everyone manage social distancing.



If possible, only one parent or carer should drop you off at school. This is to make sure there aren't lots of people on the school site all at one time.

What do the classrooms look like now?



Class 4



Class 3



Class 1



The main change is that we don't have any group tables now. You will sit at a table with one other person and this will be the place where you will do all of your learning and activities.



You can see that all the tables are facing the front of the class, where the teacher will be. In most classrooms children won't sit on the carpet. Reception and Year 1 will need to use the carpet sometimes.

What's good about the new arrangements?



Everyone knows where to sit.

They can all see the teacher and the board.

These tables have labels on them with the names of who will be sitting with them.

The very best bit...everyone gets a zip wallet or tub with all of their own resources in. Pencils, scissors, glue sticks and more!

Everyone is responsible for looking after their own resources. You have to make sure that you put everything away when you have finished with it.

Playtimes

Layout of the field:



Each bubble has its own zone on the field to play in. Two bubbles will use each zone but not at the same time. Key stage 1 and key stage 2 will have different playtimes.

We will go out to play whatever the weather, so you will need a spare pair of outdoor shoes in case it's very wet out there!

We will also do some of our learning outside, when possible.

Lunchtimes

Layout of the field:



Everyone will have packed lunch and will eat in their classroom. Lunch will be from 12p.m. to 1p.m. Each bubble will have 30 minutes to eat and 30 minutes to play.

We will use the same zones on the field to play at lunchtime, so while one bubble eats the other will play and then they swap.

Eating will be supervised by teachers and playing by lunchtime supervisors. Each zone has one lunchtime supervisor looking after it.

Some things have stayed the same.

We still have our Boughton Superheroes and our Good to be Green system, to help everyone behave well and try their best.



We still have our Boughton Values.

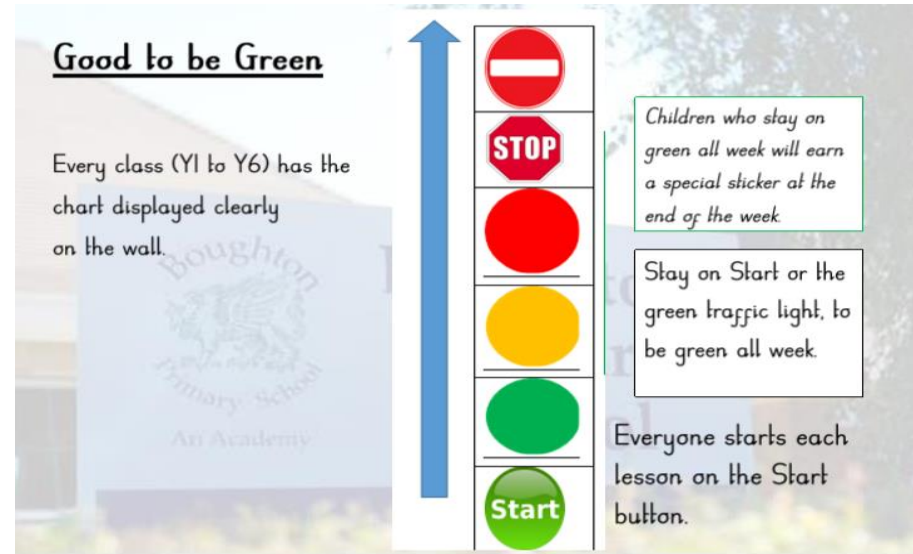
When we return to school, our value will be "Responsibility".



We still have caring staff who will make sure you feel safe and looked after every day.

Good to be Green

Everyone can earn their Good to be Green sticker each week, in the same way as before.



Hopefully nobody will have a yellow or red card, but if they do, they will need to miss a breaktime (or possibly more than one, depending on the offence) and will have to take a reflection sheet home to complete with their parents.

What do I need to bring each day?

We are trying to make sure we limit what comes in and out of school each day. This is so we can try not to spread germs between school and home.

The next slide shows you things that will STAY in school, things that come in EVERY day and things that you will need ONCE a week.

KEEP in school	BRING each day	ONCE a week
<p>Water bottle</p> <p>Spare pair of outdoor shoes (trainers or wellies)</p> <p>For term 1: labelled suncream and sunhat (in case of good weather)</p>	<p>A coat (even if the day starts off sunny)</p> <p>A bookbag/small school bag, to carry your reading book, reading record and homework book (to be issued w.c. 7th September)</p> <p>A lunchbox (if you are bringing lunch from home)</p>	<p>Wear your PE kit to school on your PE day.</p>

Please DO NOT bring pencil cases, extra books from home, toys, anything else not needed for your school day.

PE

Instead of getting changed into PE kits at school, you will need to wear your kit to school on your PE day. This is because we haven't the space to enable social distancing whilst you get changed; it also means your kit can be washed straight away, ready for the following week. Children from Y2 upwards will have one full afternoon of PE each week.

Parents in Year 1 and Reception will be advised separately of their arrangements.

Class	PE day (wear your kit to school)
2	Monday
3	Tuesday
4	Wednesday
5	Thursday
6	Friday

How can my parents/carers contact my teacher?

We are keeping the gmail addresses for families to contact class teachers. Parents of children in Reception and Year 1 can communicate with their teachers via Tapestry.

Teachers will also be publishing newsletters on the website each term.

Class	Email
R & 1	Via Tapestry
1	boughtonyr1@gmail.com
2	boughtonyr2@gmail.com
3	boughtonyr3@gmail.com
4	boughtonyr4@gmail.com
5	boughtonyr5@gmail.com
6	boughtonyr6@gmail.com

We can't wait to see you all next week!

I hope that this PowerPoint has helped to answer your questions.



If you have any other questions, your teachers will be happy to answer them next week.

Remember, for the first three days everyone is going back to their old class.

Mrs James, Miss Sadler, Mrs Webster and Mrs Cullum will be standing outside to help you find where to go!

